

Thermador[★] Radiance Collection

DISH CARE THAT SHINES ON EVERY LEVEL

The very essence of Thermador is to set new standards, then raise them higher—and the Radiance Collection is no exception. Revel in a groundbreaking collection of luxury dishwashers with never-before-seen innovations, including StarDry™: the most exceptional drying power in the world.



Emerald[®] Dishwasher

- Powerful cleaning and sanitizing performance for everyday dish care.
- Designed to hold a variety of chef's tools at once & boasts the features below:



Chef's Tool Drawer[®]



NSF Sanitization



3-Level Upper Rack



Blue PowerBeam[®]



Sapphire[®] Dishwasher

- Versatile, feature-rich performance for exceptional cleaning and drying.
- Experience all the benefits of Emerald[®] dishwasher, plus:



Adjustable Chef's Tool Drawer[®]




Blue Sapphire Glow[®]



ZoneControl Spray Arm



StarDry™ with Zeolite



Star-Sapphire[®] Dishwasher

- The ultimate entertainer's dishwasher, with advanced glass care & silent operation.
- Experience all the benefits of Sapphire[®] dishwasher, plus:



Folding Glass Care Rack



Star Glow



Crystal Protect[®] Water Softener



Time Remaining PowerBeam[®]



Thermador Connected Experience

All Thermador dishwasher include Wi-Fi connectivity powered by Home Connect[®]



Visit the Home Connect[®] YouTube channel to explore the benefits and get instructions on how to pair appliances & set up partner services.

★ All dishwashers include the Thermador Connected Experience by Home Connect[®]. Access exclusive culinary content and guided recipes, receive remote diagnostics, and pair appliances with other smart devices line Amazon "Alexa."

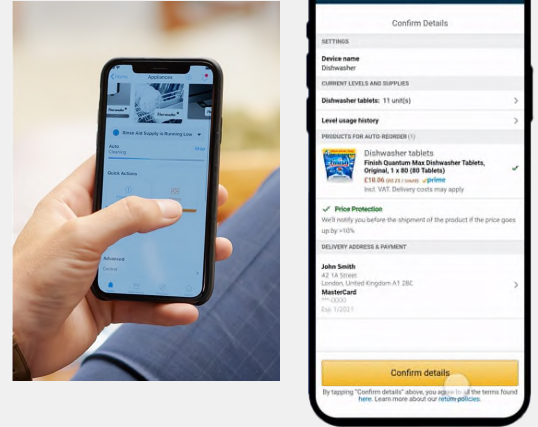
AMAZON, ALEXA AND ALL RELATED LOGOS ARE TRADEMARKS OF AMAZON.COM, INC. OR ITS AFFILIATES.

Dishwashers

RADIANCE COLLECTION FEATURES

Thermador Connected Experience

- Powered by **Home Connect**[®]
- Simple control of settings—like water hardness & soil sensor sensitivity
- Remote and delayed start
- Automatically reorder detergent tablets using Amazon Smart Reorders via the [alexa](#) app



Hidden Controls

- All models feature sleek, **glass capacitive touch controls**
- LED displays make it easy to read
- Streamlined controls offer the most popular cycles & options while additional selections are available via the **Home Connect**[®] app



Powerful Cleaning

- **Sens-A-Wash**[®] delivers superior washing by scanning the soil levels and adjusting the wash as needed
- All models offer a **Sanitize option**—certified by NSF to kill 99.999% of bacteria
- **Crystal Protect**[®] **Water Softening** system in **Star-Sapphire**[®] helps reduce spots/stains on the dishes due to minerals in the water and improves clean-ability



Dishwashers

RADIANCE COLLECTION FEATURES

Third Racks

- Emerald® dishwashers feature the V-shaped **Chef's Tool Drawer**®—perfect for hard-to-place items
- Sapphire® & Star-Sapphire® dishwashers add flexibility with the **Adjustable Chef's Tool Drawer**®
- All collections include a silverware caddy




Loading Flexibility

- **3-Level adjustable upper rack** is easily raised or lowered to create space where it's needed
- Flexible folding tines in **Sapphire® & Star-Sapphire®** fold down to accommodate larger and/or wider items
- Star-Sapphire® showcases a uniquely designed lower rack—the **Folding Glass Care Rack**—allowing the dishwasher to accommodate up to 18 wine glasses



Quiet

- **Emerald®** has a **Blue PowerBeam**® shining while running at its 48dBa
- **Sapphire®** reduces the noise level to 44dBa
- **Star-Sapphire®** upgrades to the **Time Remaining PowerBeam**® and is the quietest at 42dBa



Dishwashers

STAR DRY™

Available on Sapphire® & Star-Sapphire® dishwashers

Zeolite

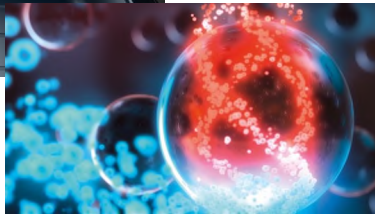


- ★ Natural, porous mineral that can adsorb water vapor & humidity
- ★ BSH began using Zeolite in Europe in 2008
- ★ Exclusively in BSH dishwashers worldwide

Process 1: Drying Phase




1. Fan draws wet air into Zeolite chamber
2. Zeolite adsorbs water from the air, stores it, & releases heat
3. Hot, dry air is guided back into tub to dry dishes



Process 2: Rejuvenation Phase

1. During the prewash of next cycle, Zeolite is heated by an internal heater in chamber
2. Zeolite releases the stored moisture from previous drying phase
3. Hot, wet air is guided into the tub and heats the dishes
4. Dried Zeolite is recharged and ready for next drying phase



Dishwashers

Emerald®
DWHD640E __

Sapphire®
DWHD660E __

Star Sapphire®
DWHD661E __

All Dishwasher models offered in 3 designs: Masterpiece®, Professional, or Custom Panel



- 6 Cycles* and 4 Options*
- 48 dBA
- Blue PowerBeam®
- Chef's Tool Drawer® 3rd Rack
- LED Display w/Touch Controls
- Sens-A-Wash® Soil Sensing
- Sanitize Option
- Extra Dry Option
- 24/7 AquaStop® Leak Protection
- Home Connect®



- + 6 Cycles* and 6 Options*
- + 44 dBA
- + Adjustable Chef's Tool Drawer® 3rd Rack
- + Ball bearing glide racks
- + Flexible Folding Tines
- + Sapphire Glow® (Interior Light)
- + ZoneControl Spray Arm
- + StarDry™ with Zeolite
- + Push to Open (Custom Panel Model Only)



- 6 Cycles* and 6 Options*
- + 42 dBA
- + Time Remaining PowerBeam®
- + Water Softener
- + Multi Color Star Glow (Interior Light)
- + Folding Glass Care Rack with 18 Wine Glass Capacity
- Push to Open (Custom Panel Model Only)

*Additional Cycles/Options Available on Home Connect®

**Sapphire® and Star Sapphire® Custom Panel Dishwashers ship with a Black Toe-Kick. SS Models have SS Toe-Kicks