

CET305YB

30-INCH ELECTRIC COOKTOP

MASTERPIECE® SERIES



FEATURES & BENEFITS

- ★ - CookSmart®—with 4 preset frying levels, a sensor controls the temperature of the pan, taking the guesswork out of temperature selection
- ★ - Dual zone bridge element accommodates oblong cookware and multiple diameter sizes
 - Residual heat indicator shows what elements are still hot
 - Triple zone center element allows you to match element size to various sized cookware
 - Illuminated touch control panel offers intuitively simple selection of power levels and allows for easy cleaning

ACCESSORIES (OPTIONAL)



CHEFSPAN08
10" Stainless Steel Pan

GENERAL PROPERTIES

Controls	Touch Controls
----------	----------------

ELEMENT PERFORMANCE

Power of Front Left Heating Element	1,700 W
Power of Back Left Heating Element	1,700 / 700 W
Power of Bridge Element	4,000 W
Power of Center Heating Element	3,080 / 2,200 / 1,050 W
Power of Back Right Heating Element	N/A
Power of Front Right Heating Element	1,200 W

ELEMENT SIZE

Dimension of Front Left Heating Element	7"
Dimension of Back Left Heating Element	7", 5"
Dimension of Center Heating Element	11", 8", 6"
Dimension of Back Right Heating Element	N/A
Dimension of Front Right Heating Element	6"

TECHNICAL DETAILS

Watts (W)	7,800 W
Circuit Breaker (A)	40 / 30 A
Volts (V)	240 / 208 V
Frequency (Hz)	60 Hz
Plug Type	No Plug
Conduit	3/8" Flexible 3-Wire
Energy Source	Electric

DIMENSIONS & WEIGHT

Overall Appliance Dimensions (HxWxD) (in)	7 ¹ / ₁₆ " + 3 15 ¹ / ₁₆ " x 31" x 21 1 ¹ / ₄ "
Required Cutout Size (HxWxD) (in)	3 15 ¹ / ₁₆ " x 28 3 ³ / ₄ " x 19 7 ⁷ / ₈ "
Minimum Distance From Counter Front (in)	2 1 ¹ / ₄ "
Minimum Distance From Rear Wall (in)	2 3 ³ / ₄ "
Net Weight (lbs)	27 lbs

WARRANTY

Limited Warranty, Entire Appliance, Parts and Labor	2 Year
---	--------

CET305YB

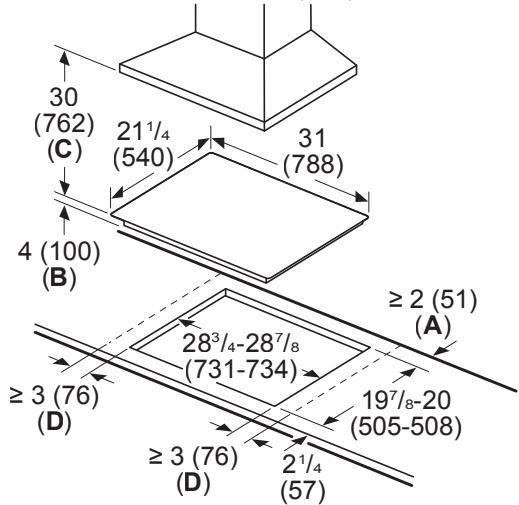
30-INCH ELECTRIC COOKTOP

MASTERPIECE® SERIES



30-INCH ELECTRIC COOKTOP AND CUTOUT DIMENSIONS

Measurements in inches (mm)

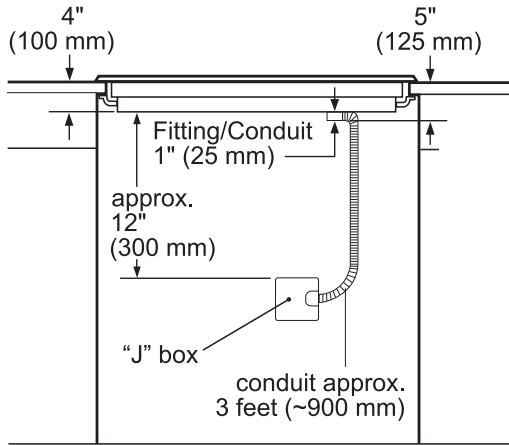


A: Min. distance from the cooktop cut-out to the wall

B: Max. recessed depth

C: Min. distance between the surface of the cooktop and the underside of the ventilation hood
This distance can be smaller, check installation instructions of ventilation hood

D: Min. distance from the cooktop cut-out to the side wall



measurement in inches (mm)

CET305YB

30-INCH ELECTRIC COOKTOP

MASTERPIECE® SERIES



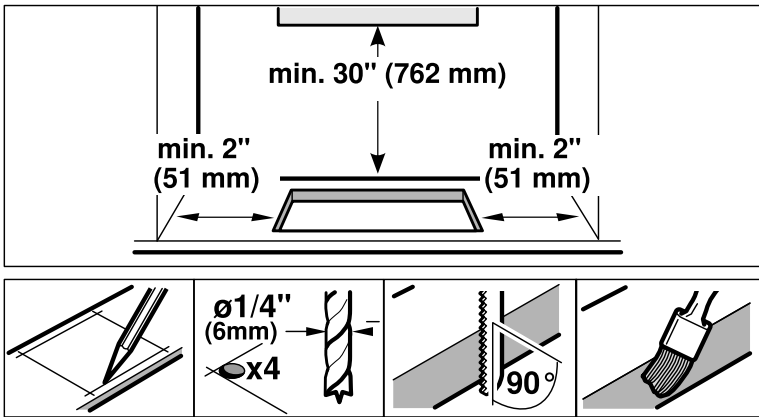
INSTALLATION ABOVE A THERMADOR WALL OVEN



Product Type	A Inches (mm)	B min. Inches (mm)	C max. Inches (mm)
Conventional Oven	28 1/4 (718)	31 1/4 (794) min.	4 3/4 (121)
Steam Oven	25 1/16 (636)	28 1/16 (713)	7 15/16 (202)
Steam Oven with 4" Storage Drawer*	28 1/4 (718)	31 1/4 (794) min.	4 3/4 (121)
Microwave / Speed Oven	19 1/4 (488)	24 (609) min.	12" (306)
Microwave / Speed Oven with Warming drawer*	28 1/4 (718)	31 1/4 (794) min.	4 3/4 (121)

When installing an oven or oven with a drawer in combination with a cooktop, a minimum distance between the cabinet floor and countertop (B) is required. Reference the table for dimensions. Refer to the oven installation guide for all other measurements.

COUNTERTOP REQUIREMENTS



These warranties give you specific legal rights and you may have other rights that vary from state to state. Limited warranty from date of purchase. For complete warranty details, refer to your Use & Care manual, or ask your dealer.

Specifications are for planning purposes only. Refer to installation instructions and consult your countertop supplier prior to making counter opening. Consult with a heating and ventilation engineer for your specific ventilation requirements. For the most detailed information, refer to installation instructions accompanying product or write to Thermador indicating the model number. Specifications are correct at time of printing. Thermador reserves the right to change product specifications or design without notice. Some models are certified for use in Canada. Thermador is not responsible for products that are transported from the U.S. for use in Canada.